



## Casper, Wyoming

# Casper, Wyoming

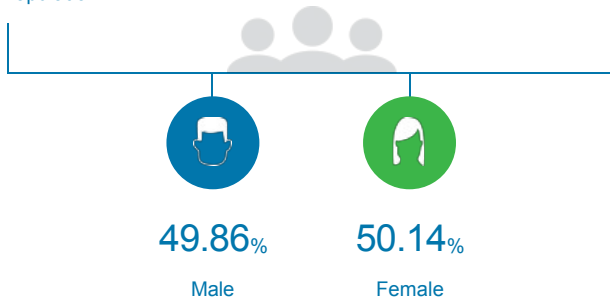
Community Profile

### People

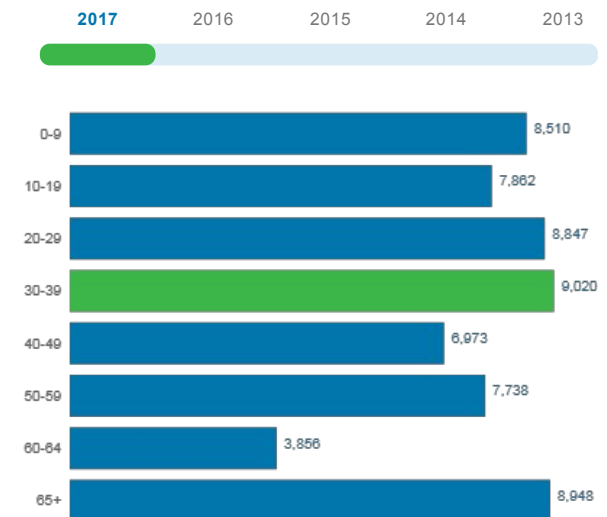
The total population of Casper is 61,756. The median age is 35.05

61,756

Total Population



### Age Distribution



Median Age

35

## Educational Attainment



The majority of the population in Casper has some college, and 35.33% have a college degree.



< Grade 9  
**1.59%**



Grade 9-12  
**6.08%**



High School  
**26.24%**



Some College  
**30.76%**



Assoc Degree  
**11.19%**



Bach Degree  
**15.95%**



Grad Degree  
**8.19%**



offer Associate's Degree or Certificate



offer Bachelor's Degree or Higher

## Labor Force



Casper has a labor force of 33,492 people, with an unemployment rate of 4.7%.

**33,492**

Labor Force

**4.7%**

Unemployment Rate

**▼ -14.55%**

Unemployment Rate  
Change (1 year)

## Talent

Where are the top jobs by occupation?

Office and  
Administrative  
support



**15.35%**

5,272

Executive,  
Managers, and  
Administrators



**12.58%**

4,321

Sales



**11.09%**

3,809

Construction and  
Extraction



**7.31%**

2,512

Education,  
Training/Library




**7%**

2,404

Total Employees

**34,351**



2017  
2016  
2015  
2014

The work distribution of total employees in Casper is:



**41%**

Blue Collar



**58%**

White Collar

Total Establishments

**3,715**

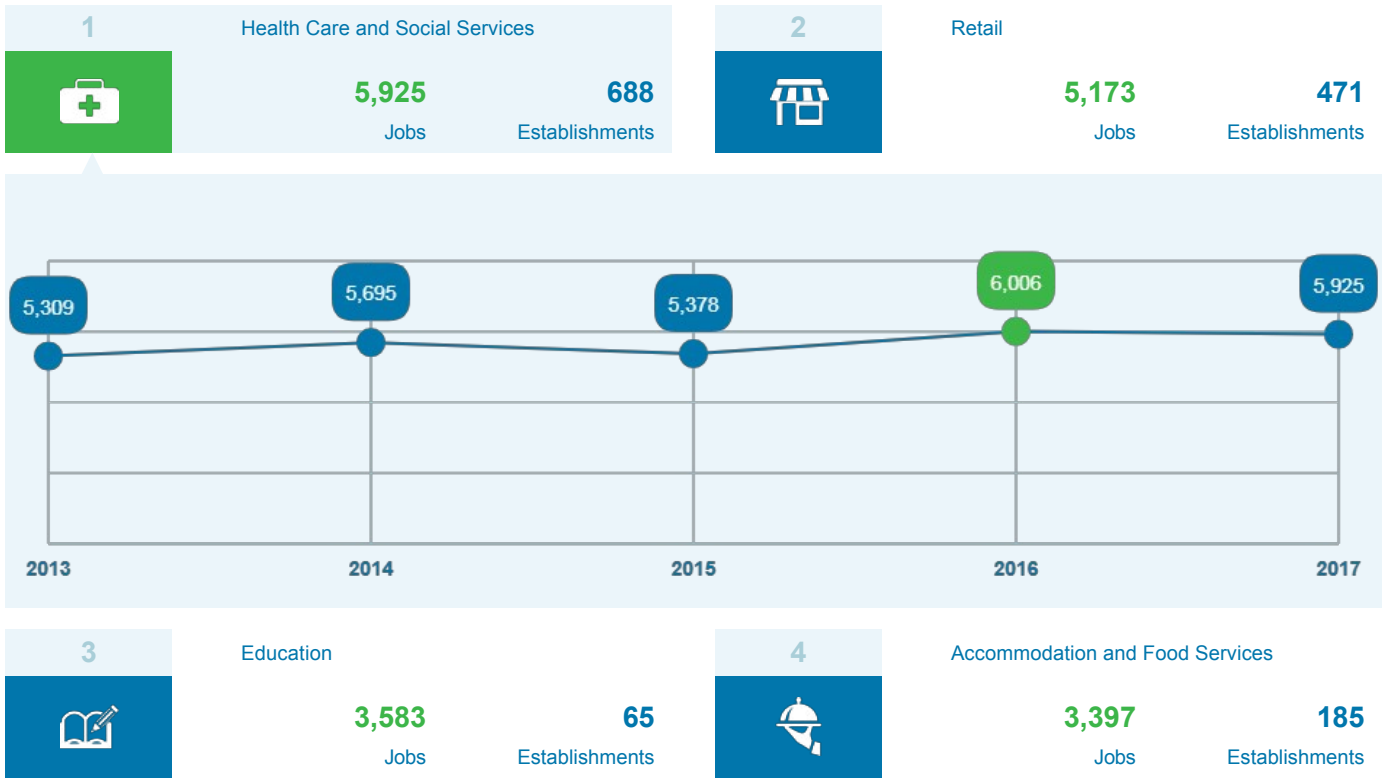


## Businesses and Jobs

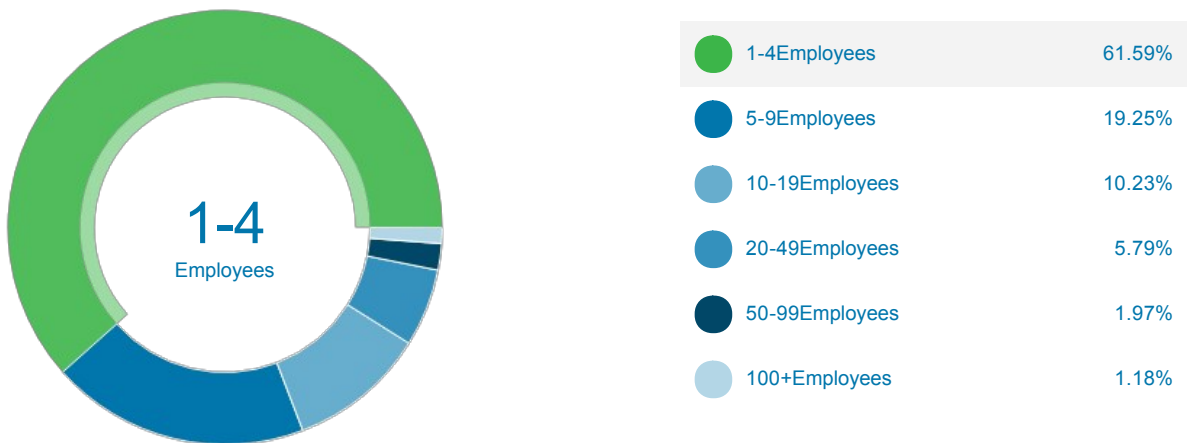


Casper has a total of 3,715 businesses. In 2017, the leading industries in Casper were Health Care and Social Services, Retail, Education, and Accommodation and Food Services.

What are the top industries by jobs?



How many employees do businesses in Casper have?



## Income and Spending



Households in Casper earn a median yearly income of \$63,344. 52.49% of the households earn more than the national average each year. Household expenditures average \$60,218 per year. The majority of earnings get spent on Shelter, Transportation, Food and Beverages, Health Care, and Utilities.



**\$63,344**

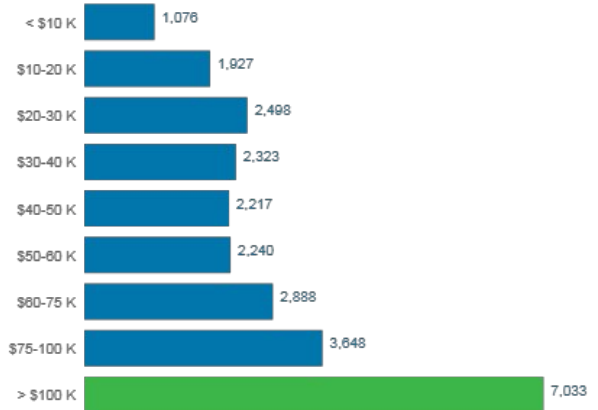
Median Household Income

**2%** more than the county

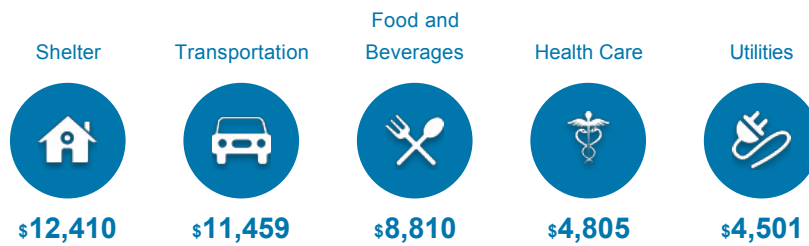
**2%** less than the state

**7%** more than the nation

### Income Distribution



How do people spend most of their money?  
PER HOUSEHOLD



**\$60,218**

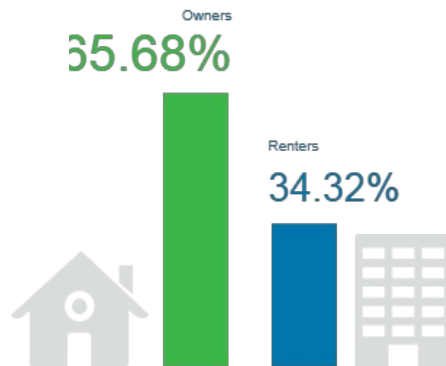
Median Household Expenditure

## Housing



There are 91% more households who own their homes than there are renters.

Owners vs. Renters



## Transportation



Residents spend an average of 17 minutes commuting to work. Casper is served by 2 airports within 50 miles. Rail can be accessed within the community. Interstates can be accessed within the community.



17 min

Commute Travel Time



0 + 2 (+50 miles)

Airports in Community



Interstate

In Community



Freight Rail

In Community

## Taxes



Top State Corporate Income Tax

0%

Top State Corporate Capital Gains Tax

0%

Top State Personal Income Tax

0%

Top State Personal Capital Gains Tax

0%

State Sales Tax

4%