




BUSINESS BAROMETER

CASPER AREA
CHAMBER OF COMMERCE

January 2021



A gauge of Natrona County's economic indicators published by the Casper Area Chamber of Commerce


	2021 Jan	2021 YTD (Jan-)	2020 YTD (Jan-)	2019 YTD (Jan-)
Sales Tax Collections	\$1,818,530	\$1,818,530	\$1,792,698	\$1,874,614
Increase or Decrease Over PY (%) December 2020 = \$1,792,698	1.4%	1.4%	-4.37%	6.95%
Increase or Decrease Over 2YAG (%) December 2019 = \$1,874,614	-3.0%	-.30%	2.27%	50.70%
Building Permits				
Commercial Building Permits (Avg.)	0	0	0	\$105,000
Commercial Building Permits (Total Value)	0	0	0	\$105,000 (1)
Residential Building Permits (Avg.)	\$555,817	\$555,817	\$825,553	\$147,840
Residential Building Permits (Total Value)	\$1,111,630 (4)	\$1,111,630 (4)	\$1,651,101 (5)	\$147,800 (1)
Relocation Requests (Total)	14	14	49	9
Air Traffic Boarding (Total Enplanements)	3,039	3,039	7,476	6,675
Air Traffic Disembarking (Total Deplanements)	3,207	3,207	7,397	6,520
Lodging Tax Deposits (Total) 4% lodging tax	\$63,263	\$63,263	\$124,794.52	\$130,779.38
Real Estate				
Units Listed (Single Family)	95	95	99	105
Units Sold (Single Family)	73	73	74	74
Average Single Family Home Sale Price	\$266,718	\$266,718	\$214,769	\$235,298
Employment				
Total Labor Force	40,676	40,676		39,335
Unemployment Rate	8.4% (P)	8.4%		4.7%



BUSINESS BAROMETER

CASPER AREA
CHAMBER OF COMMERCE

February 2021



A gauge of Natrona County's economic indicators published by the Casper Area Chamber of Commerce

	2021 Feb	2021 YTD (Jan-Feb)	2020 YTD (Jan-Feb)	2019 YTD (Jan-Feb)
Sales Tax Collections	\$1,057,751	\$2,876,281	\$3,090,550	\$3,290,196.00
Increase or Decrease Over PY (%) 2020 = \$1,297,852	-18.5%	-6.9%	-8.32%	8.74%
Increase or Decrease Over 2YAG (%) 2019 = \$1,415,585	-25.3%	-12.6%	6.03%	47.54%
Building Permits				
Commercial Building Permits (Avg.)	0	0	0	\$52,500
Commercial Building Permits (Total Value)	0	0	0	\$105,000.00
Residential Building Permits (Avg.)	\$916,391	\$1,472,208	\$973,550.50 (3.5)	\$241,420.00
Residential Building Permits (Total Value)	\$1,832,775 (7)	\$2,944,405 (11)	\$1,947,101	\$482,840.00 (3)
Relocation Requests (Total)	4	18	76	17
Air Traffic Boarding (Total Enplanements)	3,340	6,379,	14,435	13,009
Air Traffic Disembarking (Total Deplanements)	3,279	6,486	14,378	12,896
Lodging Tax Deposits (Total) 4% lodging tax	\$63,263	\$131,883.75	\$229,188.28	\$232,482.63
Real Estate				
Units Listed (Single Family)	103	198	197	223
Units Sold (Single Family)	94	167	147	130
Average Single Family Home Sale Price	\$263,334	\$530,052	\$253,735	\$229,015
Employment				
Total Labor Force	40,623	40,650	39,493	39,415
Unemployment Rate	8.9% (P)	8.65%	4.7%	4.45%



BUSINESS BAROMETER

CASPER AREA
CHAMBER OF COMMERCE

March 2021



A gauge of Natrona County's economic indicators published by the Casper Area Chamber of Commerce


	2021 Mar	2021 YTD (Jan-Mar)	2020 YTD (Jan-Mar)	2019 YTD (Jan-Mar)
Sales Tax Collections	\$1,510,931	\$4,387,212	\$4,472,572	\$4,613,432
Increase or Decrease Over PY (%) 2020 = \$1,\$1,382,022	9.3%	-1.9%	16.24%	4.17%
Increase or Decrease Over 2YAG (%) 2019 = \$1,323,236	14.2%	-4.9%	4.25%	46.14%
Building Permits				
Commercial Building Permits (Avg.)	\$3081,851.50	\$3081,851.50	0	(.67) \$323,000
Commercial Building Permits (Total Value)	\$6,163,700 (3)	\$6,163,700 (3)	0	(2) \$969,000
Residential Building Permits (Avg.)	\$916,391	\$1,472,208	\$932,367 (3)	(3) \$703,780
Residential Building Permits (Total Value)	\$1,647,909.27 (5)	\$2,296,165.14 (16)	\$2,797,101 (9)	(9) \$2,111,340
Relocation Requests (Total)	6	23	86	26
Air Traffic Boarding (Total Enplanements)	4,701	11,080	18,350	20,528
Air Traffic Disembarking (Total Deplanements)	4,233	10,719	18,571	20,239
Lodging Tax Deposits (Total) 4% lodging tax	\$68,121.46	\$200,005.21	\$344,216.82	\$355,512.43
Real Estate				
Units Listed (Single Family)	84	282	330	340
Units Sold (Single Family)	108	275	240	232
Average Single Family Home Sale Price	\$249,043.00	\$779,095	\$259,763.33	\$234,665.67
Employment				
Total Labor Force	40,818	40,706	39,484	39,420
Unemployment Rate	7.9% (P)	8.4%	4.63%	4.30%



BUSINESS BAROMETER

CASPER AREA
CHAMBER OF COMMERCE

March 2021



A gauge of Natrona County's economic indicators published by the Casper Area Chamber of Commerce

	2021 Mar	2021 YTD (Jan-Mar)	2020 YTD (Jan-Mar)	2019 YTD (Jan-Mar)
Sales Tax Collections	\$1,510,931	\$4,387,212	\$4,472,572	\$4,613,432
Increase or Decrease Over PY (%) 2020	9.3%	-1.9%	16.24%	4.17%
Increase or Decrease Over 2YAG (%) 2019	14.2%	-4.9%	4.25%	46.14%
Building Permits				
Commercial Building Permits (Avg.)	\$3081,851.50	\$3081,851.50	0	(.67) \$323,000
Commercial Building Permits (Total Value)	\$6,163,700 (3)	\$6,163,700 (3)	0	(2) \$969,000
Residential Building Permits (Avg.)	\$916,391	\$1,472,208	\$932,367 (3)	(3) \$703,780
Residential Building Permits (Total Value)	\$1,647,909.27 (5)	\$2,296,165.14 (16)	\$2,797,101 (9)	(9) \$2,111,340
Relocation Requests (Total)	6	23	86	26
Air Traffic Boarding (Total Enplanements)	4,701	11,080	18,350	20,528
Air Traffic Disembarking (Total Deplanements)	4,233	10,719	18,571	20,239
Lodging Tax Deposits (Total) 4% lodging tax	\$68,121.46	\$200,005.21	\$344,216.82	\$355,512.43
Real Estate				
Units Listed (Single Family)	84	282	330	340
Units Sold (Single Family)	108	275	240	232
Average Single Family Home Sale Price	\$249,043.00	\$779,095	\$259,763.33	\$234,665.67
Employment				
Total Labor Force	40,818	40,706	39,484	39,420
Unemployment Rate	7.9% (P)	8.4%	4.63%	4.30%



BUSINESS BAROMETER

August 2021



A gauge of Natrona County's economic indicators published by the Casper Area Chamber of Commerce


	2021 August	2021 YTD (Jan-Aug)	2020 YTD (Jan-Aug)	2019 YTD (Jan-Aug)
Sales Tax Collections	\$1,789,476	\$12,533,943	\$12,278,894.61	\$12,848,890
Increase or Decrease Over PY (%) 2020	15.3%	2.1%	-9.3%	8.64%
Increase or Decrease Over 2YAG (%) 2019	4.6%	-2.5%	11.1%	32.76
Building Permits				
Commercial Building Permits (Avg.)	Not Reported	Not Reported	\$581,796.63	\$564,959.57
Commercial Building Permits (Total Value)	Not Reported	Not Reported	\$1,188,340 (3)	\$3,954,787.00
Residential Building Permits (Avg.)	Not Reported	Not Reported	\$1,329,431.25	\$1,430,478.22
Residential Building Permits (Total Value)	Not Reported	Not Reported	\$10,635,450 (37)	\$12,874,304 (46)
Relocation Requests (Total)	9	54	132	111
Air Traffic Boarding (Total Enplanements)	6,225	42,574	29,976	64,186
Air Traffic Disembarking (Total Deplanements)	6,197	42,697	30,169	64,056
Lodging Tax Deposits (Total) 4% lodging tax	\$2,372,930.76	\$3,169,981.55	\$1,429,895.74	\$1,266,641.86
Real Estate				
Units Listed (Single Family)	139	1006	1,026	1,071
Units Sold (Single Family)	137	910	783	839
Average Single Family Home Sale Price	\$315,039	\$2,146,100.00	\$249,878.75	\$244,767.75
Employment				
Total Labor Force	39,817	40,625	39,730	39,180
Unemployment Rate	5%	7.24%	9.30%	4.00%



BUSINESS BAROMETER

CASPER AREA
CHAMBER OF COMMERCE

September 2021



A gauge of Natrona County's economic indicators published by the Casper Area Chamber of Commerce

	2021 Sept	2021 YTD (Jan-Sept)	2020 YTD (Jan-Sept)	2019 YTD (Jan-Sept)
Sales Tax Collections	\$1,637,802.40	\$14,171,745.40	\$13,804,958.61	\$14,396,349.00
Increase or Decrease Over PY (%)	7.3%	2.7%	-4.1%	10.31%
Increase or Decrease Over 2YAG (%)	5.8%	-1.6%	12.6%	29.34%
Building Permits				
Commercial Building Permits (Avg.)	Not Reported	Not Reported	\$556,555	\$564,969.57
Commercial Building Permits (Total Value)	Not Reported	Not Reported	\$5,008,995 (8)	\$3,954,787.00
Residential Building Permits (Avg.)	Not Reported	Not Reported	\$1,343,550	\$1,430,478.22
Residential Building Permits (Total Value)	Not Reported	Not Reported	\$12,091,950 (41)	\$12,874,304 (46)
Relocation Requests (Total)	15	69	137	116
Air Traffic Boarding (Total Enplanements)	5,379	47,953	33,802	72,704
Air Traffic Disembarking (Total Deplanements)	5,324	48,021	34,079	72,548
Lodging Tax Deposits (Total) 4% lodging tax	\$189,855.35	\$3,359,836.90	\$1,591,793.90	\$1,483,622.92
Real Estate				
Units Listed (Single Family)	115	1121	1154	1,179
Units Sold (Single Family)	128	1038	941	946
Average Single Family Home Sale Price	\$302,454	\$2,448,554	\$251,715.56	\$243,856.11
Employment				
Total Labor Force	40,237	40,582	39,657	39,144
Unemployment Rate	3.70%	6.84%	9.23%	3.97%




BUSINESS BAROMETER

CASPER AREA
CHAMBER OF COMMERCE

October 2021

A gauge of Natrona County's economic indicators published by the Casper Area Chamber of Commerce



	2021 Oct	2021 YTD (Jan-Oct)	2020 YTD (Jan-Oct)	2019 YTD (Jan-Oct)
Sales Tax Collections	\$318,455.23	\$14,490,200.63	\$15,209,253	\$16,429,847
Increase or Decrease Over PY (%)	-77.3%	-4.7%	-30.9%	9.35%
Increase or Decrease Over 2YAG (%)	-84.3%	-11.8%	11.3%	29.02%
Building Permits				
Commercial Building Permits (Avg.)	Not Reported	Not Reported	\$556,555	\$597,699.88
Commercial Building Permits (Total Value)	Not Reported	Not Reported	\$5,008,995 (8)	\$4,781,599 (10)
Residential Building Permits (Avg.)	Not Reported	Not Reported	\$1,335,663	\$1,469,162.50
Residential Building Permits (Total Value)	Not Reported	Not Reported	\$9,349,646 (33)	\$14,691,625 (54)
Relocation Requests (Total)	14	83	149	116
Air Traffic Boarding (Total Enplanements)	4,815	52,768	38,243	81,459
Air Traffic Disembarking (Total Deplanements)	4,687	52,708	38,360	80,888
Lodging Tax Deposits (Total) 4% lodging tax	\$197,069.75	\$3,556,906.65	\$1,718,359.84	\$1,702,141.56
Real Estate				
Units Listed (Single Family)	96	1217	1275	1287
Units Sold (Single Family)	117	1155	1062	1070
Average Single Family Home Sale Price	\$275,239	\$2,723,793	\$254,907.90	\$246,018.60
Employment				
Total Labor Force	39,098	3.30%	39,560	39,158
Unemployment Rate	40,434	6.49%	9.07%	3.94%