




BUSINESS BAROMETER

CASPER AREA
CHAMBER OF COMMERCE

January 2022



A gauge of Natrona County's economic indicators published by the Casper Area Chamber of Commerce


	2022 Jan	2022 YTD (Jan-)	2021 YTD (Jan-)	2020 YTD (Jan-)
Sales Tax Collections	\$1,789,181.55	\$1,789,181.55	\$1,818,530	\$1,792,698
Increase or Decrease Over PY (%) 2021	1.4%	-.2%	1.4%	-4.37%
Increase or Decrease Over 2YAG (%) 2020	-.2%	-4.6%	-.30%	2.27%
Building Permits				
Commercial Building Permits (Avg.)	Not reported	Not reported	Not reported	Not reported
Commercial Building Permits (Total Value)	Not reported	Not reported	Not reported	Not reported
Residential Building Permits (Avg.)	Not reported	Not reported	\$555,817	\$825,553
Residential Building Permits (Total Value)	Not reported	Not reported	\$1,111,630 (4)	\$1,651,101 (5)
Relocation Requests (Total)	9	9	14	49
Air Traffic Boarding (Total Enplanements)	1,703	1,703	3,039	7,476
Air Traffic Disembarking (Total Deplanements)	1,641	1,641	3,2017	7,397
Lodging Tax Deposits (Total) 4% lodging tax	\$86,137.58	\$86,137.58	\$63,263	\$124,794.52
Real Estate				
Units Listed (Single Family)	82	82	95	99
Units Sold (Single Family)	70	70	73	74
Average Single Family Home Sale Price	\$275,901	\$275,901	\$266,718	\$214,769
Employment				
Total Labor Force	39,316	39,316	40,676	Not reported
Unemployment Rate	5.1%	5.1%	8.4%	Not reported



BUSINESS BAROMETER

CASPER AREA
CHAMBER OF COMMERCE

February 2022



A gauge of Natrona County's economic indicators published by the Casper Area Chamber of Commerce

	2022 Feb	2022 YTD (Jan-Feb)	2021 YTD (Jan-Feb)	2020 YTD (Jan-Feb)
Sales Tax Collections	\$1,465,995.77	\$3,255,177.32	\$2,876,281	\$3,090,550
Increase or Decrease Over PY (%) 2021	38.6%	14.2%	-6.9%	-8.32%
Increase or Decrease Over 2YAG (%) 2020	13%	2.6%	-12.6%	6.03%
Building Permits				
Commercial Building Permits (Avg.)	Not reported	Not reported	0	0
Commercial Building Permits (Total Value)	Not reported	Not reported	0	0
Residential Building Permits (Avg.)	Not reported	Not reported	\$1,472,208	\$973,550.50 (3.5)
Residential Building Permits (Total Value)	Not reported	Not reported	\$2,944,405 (11)	\$1,947,101
Relocation Requests (Total)	8	17	18	76
Air Traffic Boarding (Total Enplanements)	2,465	4,168	6,379,	14,435
Air Traffic Disembarking (Total Deplanements)	2,339	3,980	6,486	14,378
Lodging Tax Deposits (Total) 4% lodging tax	\$91,611.90	\$177,749.48	\$131,883.75	\$229,188.28
Real Estate				
Units Listed (Single Family)	98	180	198	197
Units Sold (Single Family)	74	144	167	147
Average Single Family Home Sale Price	\$292,697	\$568,598	\$530,052	\$253,735
Employment				
Total Labor Force	39,326	39,321	40,650	39,493
Unemployment Rate	5%	5.05%	8.65%	4.7%



BUSINESS BAROMETER

CASPER AREA
CHAMBER OF COMMERCE

March 2022



A gauge of Natrona County's economic indicators published by the Casper Area Chamber of Commerce


	2022 Mar	2022 YTD (Jan-Mar)	2021 YTD (Jan-Mar)	2020 YTD (Jan-Mar)
Sales Tax Collections	\$1,540,112.07	\$4,795,289.39	\$4,387,212	\$4,472,572
Increase or Decrease Over PY (%) 2021	1.9%	9.9%	-1.9%	16.24%
Increase or Decrease Over 2YAG (%) 2020	11.4%	5.3%	-4.9%	4.25%
Building Permits				
Commercial Building Permits (Avg.)	Not reported	Not reported	\$3081,851.50	0
Commercial Building Permits (Total Value)	Not reported	Not reported	\$6,163,700 (3)	0
Residential Building Permits (Avg.)	Not reported	Not reported	\$1,472,208	\$932,367 (3)
Residential Building Permits (Total Value)	Not reported	Not reported	\$2,296,165.14 (16)	\$2,797,101 (9)
Relocation Requests (Total)	14	31	23	86
Air Traffic Boarding (Total Enplanements)	4,805	8,973	11,080	18,350
Air Traffic Disembarking (Total Deplanements)	2,465	6,445	10,719	18,571
Lodging Tax Deposits (Total) 4% lodging tax	\$112,798.74	\$290,548.22	\$200,005.21	\$344,216.82
Real Estate				
Units Listed (Single Family)	112	292	282	330
Units Sold (Single Family)	104	248	275	240
Average Single Family Home Sale Price	\$267,312	\$835,910	\$779,095	\$259,763.33
Employment				
Total Labor Force	39,364	39,335	40,706	39,484
Unemployment Rate	4.7%	4.93%	8.4%	4.63%



BUSINESS BAROMETER

April 2022

A gauge of Natrona County's economic indicators published by the Casper Area Chamber of Commerce




	2022 Apr	2022 YTD (Jan-Apr)	2021 YTD (Jan-Apr)	2020 YTD (Jan -April)
Sales Tax Collections	\$1,609,952	\$6,405,241.62	\$5,882,226	\$5,825,915
Increase or Decrease Over PY (%) 2021	7.7%	9.4%	1.0%	-15.93%
Increase or Decrease Over 2YAG (%) 2020	19%	8.4%	-5.5%	6.90%
Building Permits				
Commercial Building Permits (Avg.)	Not reported	Not reported	Not Reported	0
Commercial Building Permits (Total Value)	Not reported	Not reported	Not Reported	0
Residential Building Permits (Avg.)	Not reported	Not reported	Not Reported	\$1,055,025.25
Residential Building Permits (Total Value)	Not reported	Not reported	Not Reported	(13) 4,220,101
Relocation Requests (Total)	13	44	32	101
Air Traffic Boarding (Total Enplanements)	4,141	13,114	15,852	18,723
Air Traffic Disembarking (Total Deplanements)	4,518	10,963	15,919	18,969
Lodging Tax Deposits (Total) 4% lodging tax	Not reported	Not reported	\$242,380.52	\$414,680.49
Real Estate				
Units Listed (Single Family)	120	412	428	413
Units Sold (Single Family)	104	352	388	319
Average Single Family Home Sale Price	\$328,228	\$1,164,138	\$991,565	\$264,410.25
Employment				
Total Labor Force	39,114	39,280	40,874	39,671
Unemployment Rate	4.4%	4.80%	8.18%	6.63%



BUSINESS BAROMETER

CASPER AREA
CHAMBER OF COMMERCE

May 2022




A gauge of Natrona County's economic indicators published by the Casper Area Chamber of Commerce

	2022 May	2022 YTD (Jan-May)	2021 YTD (Jan-May)	2020 YTD (Jan-May)
Sales Tax Collections	\$1,742,644	\$8,147,885.16	\$7,426,248	\$7,090,283
Increase or Decrease Over PY (%) 2021	12.9%	10.1%	1.0%	-18.14%
Increase or Decrease Over 2YAG (%) 2020	28.8%	12.2%	-5.5%	7.11%
Building Permits				
Commercial Building Permits (Avg.)	Not reported	Not reported	Not Reported	\$0
Commercial Building Permits (Total Value)	Not reported	Not reported	Not Reported	\$0
Residential Building Permits (Avg.)	Not reported	Not reported	Not Reported	\$1,072,420
Residential Building Permits (Total Value)	Not reported	Not reported	Not Reported	\$5,362,101 (17)
Relocation Requests (Total)	6	50	40	101
Air Traffic Boarding (Total Enplanements)	4,856	17,970	21,781	19,904
Air Traffic Disembarking (Total Deplanements)	5,184	16,147	22,079	20,096
Lodging Tax Deposits (Total) 4% lodging tax	Not reported	Not reported	\$359,842.41	\$489,361.57
Real Estate				
Units Listed (Single Family)	133	545	567	534
Units Sold (Single Family)	107	459	501	405
Average Single Family Home Sale Price	\$327,418	\$1,491,556	\$1,250,870	\$266,973.20
Employment				
Total Labor Force	38,173	39,059	40,781	39,587
Unemployment Rate	3.8%	4.60%	7.94%	7.64%



BUSINESS BAROMETER

June 2022



A gauge of Natrona County's economic indicators published by the Casper Area Chamber of Commerce

	2022 June	2022 YTD (Jan-June)	2021 YTD (Jan-June)	2020 YTD (Jan-June)
Sales Tax Collections	\$337,399.42	\$8,485,284.58	\$9,054,261	\$8,612,005
Increase or Decrease Over PY (%) 2021	-79.3%	-6.0%	4.1%	-5.93%
Increase or Decrease Over 2YAG (%) 2020	-77.8%	-3.4%	-3.5%	9.06%
Building Permits				
Commercial Building Permits (Avg.)	Not reported	Not reported	Not Reported	\$198,056.67
Commercial Building Permits (Total Value)	Not reported	Not reported	Not Reported	\$1,188,340 (1)
Residential Building Permits (Avg.)	Not reported	Not reported	Not Reported	\$1,233,576.83
Residential Building Permits (Total Value)	Not reported	Not reported	Not Reported	\$7,401,461 (24)
Relocation Requests (Total)	13	63	40	106
Air Traffic Boarding (Total Enplanements)	5,370	23,340	28,789	22,301
Air Traffic Disembarking (Total Deplanements)	5,321	21,468	29,383	22,501
Lodging Tax Deposits (Total) 4% lodging tax	Not reported	Not reported	\$591,263.08	\$563,566.34
Real Estate				
Units Listed (Single Family)	162	707	720	693
Units Sold (Single Family)	133	592	644	526
Average Single Family Home Sale Price	\$321,149	\$1,812,705	\$251,795	\$264,882
Employment				
Total Labor Force	37,900	38,866	40,788	39,716
Unemployment Rate	4%	4.50%	7.85%	8.33%




BUSINESS BAROMETER

CASPER AREA
CHAMBER OF COMMERCE

July 2022

A gauge of Natrona County's economic indicators published by the Casper Area Chamber of Commerce



	2022 July	2022 YTD (Jan-July)	2021 YTD (Jan-Jul)	2020 YTD (Jan-July)
Sales Tax Collections	\$376,479.49	\$8,861,764.07	\$10,744,467	\$10,726,871
Increase or Decrease Over PY (%) 2021	-77.7%	-17.3%	.2%	-3.7 %
Increase or Decrease Over 2YAG (%) 2020	-81.4%	-18%	-3.5%	10.9%
Building Permits				
Commercial Building Permits (Avg.)	Not reported	Not reported	Not Reported	\$169,762
Commercial Building Permits (Total Value)	Not reported	Not reported	Not Reported	\$1,188,340 (1)
Residential Building Permits (Avg.)	Not reported	Not reported	Not Reported	\$1,335,663
Residential Building Permits (Total Value)	Not reported	Not reported	Not Reported	\$9,349,646 (33)
Relocation Requests (Total)	4	67	45	116
Air Traffic Boarding (Total Enplanements)	6,334	29,674	36,349	25,924
Air Traffic Disembarking (Total Deplanements)	6,283	27,751	36,500	26,154
Lodging Tax Deposits (Total) 4% lodging tax	\$283,010.04	\$528,558.26	\$797,050.79	\$1,303,960
Real Estate				
Units Listed (Single Family)	127	834	867	865
Units Sold (Single Family)	102	694	773	668
Average Single Family Home Sale Price	\$353,165	\$2,165,870	\$1,831,061	\$246,591
Employment				
Total Labor Force	38,281	38,782	40,741	39,763
Unemployment Rate	3.6%	4.37%	7.56%	9.27%




BUSINESS BAROMETER

CASPER AREA
CHAMBER OF COMMERCE

August 2022

A gauge of Natrona County's economic indicators published by the Casper Area Chamber of Commerce




	2022 August	2022 YTD (Jan-Aug)	2021 YTD (Jan-Aug)	2020 YTD (Jan-Aug)
Sales Tax Collections	\$373,303.54	\$9,235,067.61	\$12,533,943	\$12,278,894.61
Increase or Decrease Over PY (%) 2021	-79.1%	-26.2%	2.1%	-9.3%
Increase or Decrease Over 2YAG (%) 2020	-75.9%	-25.3%	-2.5%	11.1%
Building Permits				
Commercial Building Permits (Avg.)	Not reported	Not reported	Not Reported	\$581,796.63
Commercial Building Permits (Total Value)	Not reported	Not reported	Not Reported	\$1,188,340 (3)
Residential Building Permits (Avg.)	Not reported	Not reported	Not Reported	\$1,329,431.25
Residential Building Permits (Total Value)	Not reported	Not reported	Not Reported	\$10,635,450 (37)
Relocation Requests (Total)	9	76	54	132
Air Traffic Boarding (Total Enplanements)	6,406	36,080	42,574	29,976
Air Traffic Disembarking (Total Deplanements)	6,479	34,230	42,697	30,169
Lodging Tax Deposits (Total) 4% lodging tax	\$232,934.46	\$761,492.72	\$3,169,981.55	\$1,429,895.74
Real Estate				
Units Listed (Single Family)	110	944	1006	1,026
Units Sold (Single Family)	105	799	910	783
Average Single Family Home Sale Price	\$304,759	\$470,629	\$2,146,100.00	\$249,878.75
Employment				
Total Labor Force	38,338	38,727	40,625	39,730
Unemployment Rate	3.9%	4.31%	7.24%	9.30%



BUSINESS BAROMETER

CASPER AREA
CHAMBER OF COMMERCE

September 2022



A gauge of Natrona County's economic indicators published by the Casper Area Chamber of Commerce


	2022 Sept	2022 YTD (Jan-Sept)	2021 YTD (Jan-Sept)	2020 YTD (Jan-Sept)
Sales Tax Collections	\$1,970,108.35	\$11,205,175.96	\$14,171,745.40	\$13,804,958.61
Increase or Decrease Over PY (%) 2021	20.3%	-20.8%	2.7%	-4.1%
Increase or Decrease Over 2YAG (%) 2020	29.1%	-19.3%	-1.6%	12.6%
Building Permits				
Commercial Building Permits (Avg.)	Not reported	Not reported	Not Reported	\$556,555
Commercial Building Permits (Total Value)	Not reported	Not reported	Not Reported	\$5,008,995 (8)
Residential Building Permits (Avg.)	Not reported	Not reported	Not Reported	\$1,343,550
Residential Building Permits (Total Value)	Not reported	Not reported	Not Reported	\$12,091,950 (41)
Relocation Requests (Total)	5	81	69	137
Air Traffic Boarding (Total Enplanements)	5,945	42,025	47,953	33,802
Air Traffic Disembarking (Total Deplanements)	5,838	40,068	48,021	34,079
Lodging Tax Deposits (Total) 4% lodging tax	\$222,08888	\$983,581.60	\$3,359,836.90	\$1,591,793.90
Real Estate				
Units Listed (Single Family)	90	1036	1121	1154
Units Sold (Single Family)	92	889	1038	941
Average Single Family Home Sale Price	\$292,126	\$2,762,755	\$2,448,554	\$251,715.56
Employment				
Total Labor Force	39,423	38,804	40,582	39,657
Unemployment Rate	3.7	4.24	6.84%	9.23%



BUSINESS BAROMETER

CASPER AREA
CHAMBER OF COMMERCE

October 2022



A gauge of Natrona County's economic indicators published by the Casper Area Chamber of Commerce

	2022 Oct	2022 YTD (Jan-Oct)	2021 YTD (Jan-Oct)	2020 YTD (Jan-Oct)
Sales Tax Collections	\$1,938,460.67	\$13,143,636.63	\$14,490,200.63	\$15,209,253
Increase or Decrease Over PY (%) 2021	24.7%	-16.3%	-4.7%	-30.9%
Increase or Decrease Over 2YAG (%) 2020	38%	-14%	-11.8%	11.3%
Building Permits				
Commercial Building Permits (Avg.)	Not reported	Not reported	Not Reported	\$556,555
Commercial Building Permits (Total Value)	Not reported	Not reported	Not Reported	\$5,008,995 (8)
Residential Building Permits (Avg.)	Not reported	Not reported	Not Reported	\$1,335,663
Residential Building Permits (Total Value)	Not reported	Not reported	Not Reported	\$9,349,646 (33)
Relocation Requests (Total)	10	91	83	149
Air Traffic Boarding (Total Enplanements)	5,349	47,374	52,768	38,243
Air Traffic Disembarking (Total Deplanements)	5,379	45,447	52,708	38,360
Lodging Tax Deposits (Total) 4% lodging tax	\$207,938.49	\$1,191,520.09	\$3,556,906.65	\$1,718,359.84
Real Estate				
Units Listed (Single Family)	74	1110	1217	1275
Units Sold (Single Family)	102	991	1155	1062
Average Single Family Home Sale Price	\$322,207	\$3,084,962	\$2,723,793	\$254,907.90
Employment				
Total Labor Force	38,310	38,755	3.30%	39,560
Unemployment Rate	3.8%	4.20%	6.49%	9.07%




BUSINESS BAROMETER

CASPER AREA
CHAMBER OF COMMERCE

November 2022

A gauge of Natrona County's economic indicators published by the Casper Area Chamber of Commerce




	2022 Nov	2022 YTD (Jan-Nov)	2021 YTD (Jan-Nov)	2020 YTD (Jan-Nov)
Sales Tax Collections	\$1,934,519.81	\$15,078,156.44	\$16,286,849.85	\$16,737,700.61
Increase or Decrease Over PY (%) 2021	7.7%	-13.8%	-2.7%	-7.1%
Increase or Decrease Over 2YAG (%) 2020	26.6%	-10.4%	-9.6%	9.4%
Building Permits				
Commercial Building Permits (Avg.)	Not reported	Not reported	Not Reported	\$512,999.50
Commercial Building Permits (Total Value)	Not reported	Not reported	Not Reported	\$5,129,995 (9)
Residential Building Permits (Avg.)	Not reported	Not reported	Not Reported	\$1,493,559
Residential Building Permits (Total Value)	Not reported	Not reported	Not Reported	\$16,429,150 (53)
Relocation Requests (Total)	16	107	91	153
Air Traffic Boarding (Total Enplanements)	7,117	54,491	57,492	41,927
Air Traffic Disembarking (Total Deplanements)	6,869	52,316	57,528	41,969
Lodging Tax Deposits (Total) 4% lodging tax	\$155,425.61	\$1,346,945.70	\$3,661,442.68	\$1,836,596.62
Real Estate				
Units Listed (Single Family)	Not reported	Not reported	1314	12751351
Units Sold (Single Family)	Not reported	Not reported	1261	1177
Average Single Family Home Sale Price	Not reported	Not reported	\$3,022,297	\$2,826,750
Employment				
Total Labor Force	39,367	38,810	40,328	39,599
Unemployment Rate	3.6%	4.15%	6.18%	8.86%



BUSINESS BAROMETER

CASPER AREA
CHAMBER OF COMMERCE

December 2022



A gauge of Natrona County's economic indicators published by the Casper Area Chamber of Commerce

	2022 Dec	2022 YTD (Jan-Dec)	2021 YTD (Jan-Dec)	2020 YTD (Jan-Dec)
Sales Tax Collections	\$1,724,566.90	\$16,802,723.34	\$329,060.18	\$18,101,033.37
Increase or Decrease Over PY (%) 2021	424.1%	-5.7%	-1.4%	-13.2%
Increase or Decrease Over 2YAG (%) 2020	26.5%	-7.6%	-8.9%	7.9%
Building Permits				
Commercial Building Permits (Avg.)	Not reported	Not reported	Not Reported	\$3,425,003
Commercial Building Permits (Total Value)	Not reported	Not reported	Not Reported	\$6,849,995 (11)
Residential Building Permits (Avg.)	Not reported	Not reported	Not Reported	\$8,867,536.50
Residential Building Permits (Total Value)	Not reported	Not reported	Not Reported	\$17,735,015 (58)
Relocation Requests (Total)	3	110	95	160
Air Traffic Boarding (Total Enplanements)	Not reported	Not reported	61,763	46,147
Air Traffic Disembarking (Total Deplanements)	Not reported	Not reported	61,589	45,982
Lodging Tax Deposits (Total) 4% lodging tax	\$128,818.14	\$1,475,63.84	\$3,790,367.14	\$1,925,600.62
Real Estate				
Units Listed (Single Family)	Not reported	Not reported	1381	118
Units Sold (Single Family)	Not reported	Not reported	1382	105
Average Single Family Home Sale Price	Not reported	Not reported	\$3,313,777	\$259,456.08
Employment				
Total Labor Force	Not reported	Not reported	40,205	39,573
Unemployment Rate	Not reported	Not reported	5.93%	8.65%